

# Coco Phonics

---

- Book Introduction
- Curriculum

# Coco Phonics 9세트 9개월 과정

❖ Coco Phonics 는 음학학습 및 재미있는 챗트와 게임을 통해 파닉스 과정을 마스터합니다.

## Phonics 6세트 6개월

CoCo Phonics 1

CoCo Phonics 2

CoCo Phonics 3

CoCo Phonics 4

CoCo Phonics 5

CoCo Phonics 6

## Advanced Phonics 3세트 3개월

Super CoCo Phonics 1

Super CoCo Phonics 2

Super CoCo Phonics 3



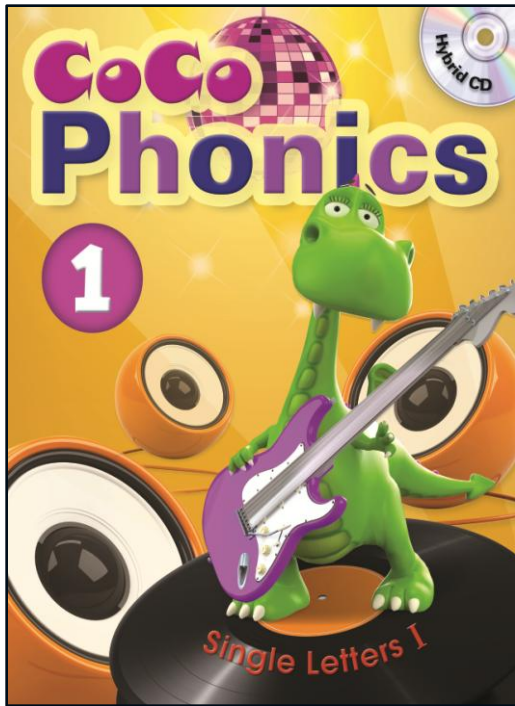
# Coco Phonics 학습 특징

❖ Coco Phonics 는 쉽고, 세분화된 9단계 구성으로 체계화된 파닉스 프로그램입니다.




# Coco Phonics 교재 구성

❖ Coco Phonics 는 Student Book, Workbook, Readers 와 컴퓨터에 설치할 수 있는 Hybrid CD 4가지로 구성되어 있습니다.



Student Book



Workbook



Readers



Hybrid CD

# CoCo Phonics Student Book

## Student book

### Main Lessons

음악 학습 및 연습문제, Activity



### Review Lessons

재미있는 챗트와 게임을 통한 Review 학습





# CoCo Phonics Workbook, Readers

## Workbook

### Flash Cards

책속 부록 Workbook



## Readers

### Readers

재미있는 Story를 통한 Phonics 음악 및 단어 Review, 연습문제 Activity 포함



# Coco Phonics Hybrid CD

❖ Hybrid CD를 설치한 후 이북보기, 게임학습, mp3 다운로드를 할 수 있습니다.



Student e-Book



Readers e-Book

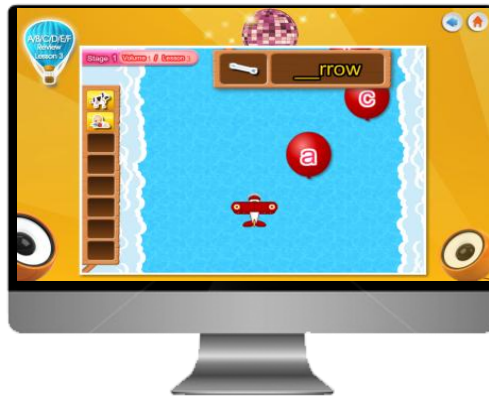


Phonics Game



Audio (MP3 file Download)

# Coco Phonics Hybrid CD 온라인 학습



파닉스 온라인 게임은 12개의 다양한 종류의 게임으로 학습



# Coco Phonics Syllabus


8 lessons/volume    2 review lessons/volume    6 pages/lesson(SB)    4 pages/lesson(WB)

		Day 1	Day 2	Day 3	Day 4	Day 5
W1	In-Class	SB Lesson 1	SB Lesson 1	SB Lesson 2	SB Lesson 2	Review
	Homework	WB & Hybrid Game	WB & Hybrid Game	WB & Hybrid Game	WB & Hybrid Game	
W2	In-Class	SB Lesson 3 Review	SB Lesson 3 Review	SB Lesson 4	SB Lesson 4	Readers Story1
	Homework	WB & Hybrid Game	WB & Hybrid Game	WB & Hybrid Game	WB & Hybrid Game	
W3	In-Class	SB Lesson 5	SB Lesson 5	SB Lesson 6 Review	SB Lesson 6 Review	Review
	Homework	WB & Hybrid Game	WB & Hybrid Game	WB & Hybrid Game	WB & Hybrid Game	
W4	In-Class	SB Lesson 7	SB Lesson 7	SB Lesson 8	SB Lesson 8	Readers Story2
	Homework	WB & Hybrid Game	WB & Hybrid Game	WB & Hybrid Game	WB & Hybrid Game	

# G-Learning *잉글라이터*

게임이 가지는 즐거움을 영어 학습에 접목하였습니다.

PC, 스마트폰, 태블릿 등 멀티 디바이스를 모두 지원하는 스마트 러닝 학습 시스템입니다. 학생들은 앱으로 다운로드 받아 편리하고 손쉽게 G-learning 을 할 수 있습니다



# Supplements 교사 자료

## 1. Flash Cards(PDF)



## 2. Lesson Plan

Semester 3 (Level 4)				
Overview of Daily Lessons				
<b>Unit 1</b>				
Topic	Ants	Ants	Ants	Ants
Objective	Students will be able to identify and describe ants.	Students will be able to identify and describe ants.	Students will be able to identify and describe ants.	Students will be able to identify and describe ants.
Topic Expression	Ants are small insects.	Ants are busy.	Ants are everywhere.	Ants are interesting.
Workshop	Ants are small insects.	Ants are busy.	Ants are everywhere.	Ants are interesting.
Recap	Ants are small insects.	Ants are busy.	Ants are everywhere.	Ants are interesting.
Check	Ants are small insects.	Ants are busy.	Ants are everywhere.	Ants are interesting.
Homework	Ants are small insects.	Ants are busy.	Ants are everywhere.	Ants are interesting.
<b>Unit 2</b>				
Topic	Apples	Apples	Apples	Apples
Objective	Students will be able to identify and describe apples.	Students will be able to identify and describe apples.	Students will be able to identify and describe apples.	Students will be able to identify and describe apples.
Topic Expression	Apples are red.	Apples are sweet.	Apples are healthy.	Apples are delicious.
Workshop	Apples are red.	Apples are sweet.	Apples are healthy.	Apples are delicious.
Recap	Apples are red.	Apples are sweet.	Apples are healthy.	Apples are delicious.
Check	Apples are red.	Apples are sweet.	Apples are healthy.	Apples are delicious.
Homework	Apples are red.	Apples are sweet.	Apples are healthy.	Apples are delicious.
<b>Unit 3</b>				
Topic	Alligators	Alligators	Alligators	Alligators
Objective	Students will be able to identify and describe alligators.	Students will be able to identify and describe alligators.	Students will be able to identify and describe alligators.	Students will be able to identify and describe alligators.
Topic Expression	Alligators are long.	Alligators are green.	Alligators are scary.	Alligators are interesting.
Workshop	Alligators are long.	Alligators are green.	Alligators are scary.	Alligators are interesting.
Recap	Alligators are long.	Alligators are green.	Alligators are scary.	Alligators are interesting.
Check	Alligators are long.	Alligators are green.	Alligators are scary.	Alligators are interesting.
Homework	Alligators are long.	Alligators are green.	Alligators are scary.	Alligators are interesting.

## 3. Teacher's Guide

Student Book Lesson 1

Unit 1: Ants

Unit 2: Apples

Unit 3: Alligators

Unit 4: Ants

Unit 5: Apples

Unit 6: Alligators

Unit 7: Ants

Unit 8: Apples

Unit 9: Alligators

Unit 10: Ants

Unit 11: Apples

Unit 12: Alligators

Unit 13: Ants

Unit 14: Apples

Unit 15: Alligators

Unit 16: Ants

Unit 17: Apples

Unit 18: Alligators

Unit 19: Ants

Unit 20: Apples

Unit 21: Alligators

Unit 22: Ants

Unit 23: Apples

Unit 24: Alligators

Unit 25: Ants

Unit 26: Apples

Unit 27: Alligators

Unit 28: Ants

Unit 29: Apples

Unit 30: Alligators

Unit 31: Ants

Unit 32: Apples

Unit 33: Alligators

Unit 34: Ants

Unit 35: Apples

Unit 36: Alligators

Unit 37: Ants

Unit 38: Apples

Unit 39: Alligators

Unit 40: Ants

Unit 41: Apples

Unit 42: Alligators

Unit 43: Ants

Unit 44: Apples

Unit 45: Alligators

Unit 46: Ants

Unit 47: Apples

Unit 48: Alligators

Unit 49: Ants

Unit 50: Apples

Unit 51: Alligators

Unit 52: Ants

Unit 53: Apples

Unit 54: Alligators

Unit 55: Ants

Unit 56: Apples

Unit 57: Alligators

Unit 58: Ants

Unit 59: Apples

Unit 60: Alligators

Unit 61: Ants

Unit 62: Apples

Unit 63: Alligators

Unit 64: Ants

Unit 65: Apples

Unit 66: Alligators

Unit 67: Ants

Unit 68: Apples

Unit 69: Alligators

Unit 70: Ants

Unit 71: Apples

Unit 72: Alligators

Unit 73: Ants

Unit 74: Apples

Unit 75: Alligators

Unit 76: Ants

Unit 77: Apples

Unit 78: Alligators

Unit 79: Ants

Unit 80: Apples

Unit 81: Alligators

Unit 82: Ants

Unit 83: Apples

Unit 84: Alligators

Unit 85: Ants

Unit 86: Apples

Unit 87: Alligators

Unit 88: Ants

Unit 89: Apples

Unit 90: Alligators

Unit 91: Ants

Unit 92: Apples

Unit 93: Alligators

Unit 94: Ants

Unit 95: Apples

Unit 96: Alligators

Unit 97: Ants

Unit 98: Apples

Unit 99: Alligators

Unit 100: Ants

Unit 101: Apples

Unit 102: Alligators

Unit 103: Ants

Unit 104: Apples

Unit 105: Alligators

Unit 106: Ants

Unit 107: Apples

Unit 108: Alligators

Unit 109: Ants

Unit 110: Apples

Unit 111: Alligators

Unit 112: Ants

Unit 113: Apples

Unit 114: Alligators

Unit 115: Ants

Unit 116: Apples

Unit 117: Alligators

Unit 118: Ants

Unit 119: Apples

Unit 120: Alligators

Unit 121: Ants

Unit 122: Apples

Unit 123: Alligators

Unit 124: Ants

Unit 125: Apples

Unit 126: Alligators

Unit 127: Ants

Unit 128: Apples

Unit 129: Alligators

Unit 130: Ants

Unit 131: Apples

Unit 132: Alligators

Unit 133: Ants

Unit 134: Apples

Unit 135: Alligators

Unit 136: Ants

Unit 137: Apples

Unit 138: Alligators

Unit 139: Ants

Unit 140: Apples

Unit 141: Alligators

Unit 142: Ants

Unit 143: Apples

Unit 144: Alligators

Unit 145: Ants

Unit 146: Apples

Unit 147: Alligators

Unit 148: Ants

Unit 149: Apples

Unit 150: Alligators

Unit 151: Ants

Unit 152: Apples

Unit 153: Alligators

Unit 154: Ants

Unit 155: Apples

Unit 156: Alligators

Unit 157: Ants

Unit 158: Apples

Unit 159: Alligators

Unit 160: Ants

Unit 161: Apples

Unit 162: Alligators

Unit 163: Ants

Unit 164: Apples

Unit 165: Alligators

Unit 166: Ants

Unit 167: Apples

Unit 168: Alligators

Unit 169: Ants

Unit 170: Apples

Unit 171: Alligators

Unit 172: Ants

Unit 173: Apples

Unit 174: Alligators

Unit 175: Ants

Unit 176: Apples

Unit 177: Alligators

Unit 178: Ants

Unit 179: Apples

Unit 180: Alligators

Unit 181: Ants

Unit 182: Apples

Unit 183: Alligators

Unit 184: Ants

Unit 185: Apples

Unit 186: Alligators

Unit 187: Ants

Unit 188: Apples

Unit 189: Alligators

Unit 190: Ants

Unit 191: Apples

Unit 192: Alligators

Unit 193: Ants

Unit 194: Apples

Unit 195: Alligators

Unit 196: Ants

Unit 197: Apples

Unit 198: Alligators

Unit 199: Ants

Unit 200: Apples

Unit 201: Alligators

Unit 202: Ants

Unit 203: Apples

Unit 204: Alligators

Unit 205: Ants

Unit 206: Apples

Unit 207: Alligators

Unit 208: Ants

Unit 209: Apples

Unit 210: Alligators

Unit 211: Ants

Unit 212: Apples

Unit 213: Alligators

Unit 214: Ants

Unit 215: Apples

Unit 216: Alligators

Unit 217: Ants

Unit 218: Apples

Unit 219: Alligators

Unit 220: Ants

Unit 221: Apples

Unit 222: Alligators

Unit 223: Ants

Unit 224: Apples

Unit 225: Alligators

Unit 226: Ants

Unit 227: Apples

Unit 228: Alligators

Unit 229: Ants

Unit 230: Apples

Unit 231: Alligators

Unit 232: Ants

Unit 233: Apples

Unit 234: Alligators

Unit 235: Ants

Unit 236: Apples

Unit 237: Alligators

Unit 238: Ants

Unit 239: Apples

Unit 240: Alligators

Unit 241: Ants

Unit 242: Apples

Unit 243: Alligators

Unit 244: Ants

Unit 245: Apples

Unit 246: Alligators

Unit 247: Ants

Unit 248: Apples

Unit 249: Alligators

Unit 250: Ants

Unit 251: Apples

Unit 252: Alligators

Unit 253: Ants

Unit 254: Apples

Unit 255: Alligators

Unit 256: Ants

Unit 257: Apples

Unit 258: Alligators

Unit 259: Ants

Unit 260: Apples

Unit 261: Alligators

Unit 262: Ants

Unit 263: Apples

Unit 264: Alligators

Unit 265: Ants

Unit 266: Apples

Unit 267: Alligators

Unit 268: Ants

Unit 269: Apples

Unit 270: Alligators

Unit 271: Ants

Unit 272: Apples

Unit 273: Alligators

Unit 274: Ants

Unit 275: Apples

Unit 276: Alligators

Unit 277: Ants

Unit 278: Apples

Unit 279: Alligators

Unit 280: Ants

Unit 281: Apples

Unit 282: Alligators

Unit 283: Ants

Unit 284: Apples

Unit 285: Alligators

Unit 286: Ants

Unit 287: Apples

Unit 288: Alligators

Unit 289: Ants

Unit 290: Apples

Unit 291: Alligators

Unit 292: Ants

Unit 293: Apples

Unit 294: Alligators

Unit 295: Ants

Unit 296: Apples

Unit 297: Alligators

Unit 298: Ants

Unit 299: Apples

Unit 300: Alligators

## 4. WB Answer Keys

Unit 1 Fashion Lesson 4 Reading

### Word Practice

A. Complete the sentences with the correct words.

- Anna didn't know the answer, so she remained quiet.
- The principal emphasized the importance of education.
- My mom prefers to wear slim-fitting jeans.
- My neighbor has a friendly appearance.
- I like to wear outfits that give a striking look.

(emphasized appearance remained striking slim-fitting)

B. Choose the best answer.

- Which has the closest meaning to "faded"?
  - damage
  - compliment
  - try
- Which has the opposite meaning to "cloudy"?
  - distantly
  - surgely
  - quickly
- Which has the closest meaning to "taper"?
  - notice
  - drop
  - narrow

Ask/Write

4. Unscramble the sentences and read aloud.

- Mom's birthday present? / What / buy for / should we / What should we buy for Mom's birthday present?
- Great jeans and small shirts. / Great jeans and small shirts.
- shop for / Let's go / I'm scared / Let's go ahead and shop!

Read and fill in the blanks using the words below.

Steve: Mom, I don't know what to get for Jerry!

Mom: What about the shirt over there?

Steve: The shirt has so many dots!

Mom: Don't worry, we will find something.

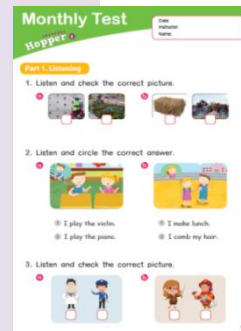
something dot shirt already

# Supplements 교사 자료

## 5. Hybrid CD/SB e-book



## 6. Monthly Test Sheet



## 7. Certificate



# Placement Test 시험지 종류

❖ Phonics Placement Test를 통해 Coco Phonics 볼륨 1~6, Super Coco Phonics 1~3 을 선정합니다.



## Test P - Phonics

**Placement Test P - Phonics**




Date \_\_\_\_\_ Instructor \_\_\_\_\_ Name \_\_\_\_\_

**Part I**



1. Listen and write the beginning letter. 다음들 듣고 빈 칸에 첫 글자를 써주세요.



2. Listen and choose the correct beginning letter. 다음들 듣고 첫 글자가 맞는 글자를 고르세요.

 n  p  g

3. Listen and circle the correct words. 다음들 듣고 그림에 맞는 단어를 동그아주세요.

 min man  cot cat

4. Listen and circle the correct letters. Then, write them down. 다음들 듣고 그림에 맞는 글자에 동그아주세요. 그 후 써주세요.

 br cr  ch sh  
ab ben

Placement Test P - Phonics 1





## Test - Type A





**Placement Test - Type A**





Date \_\_\_\_\_ Instructor \_\_\_\_\_ Name \_\_\_\_\_





**Part I**

Listen and choose the picture that matches the dialog. (1-4)  
다음들 듣고 그림이 어울리는 그림을 고르세요.

1. a.  b.  c.  d. 

2. a.  b.  c.  d. 

3. a.  b.  c.  d. 

4. a.  b.  c.  d. 

Placement Test - Type A 2

## Test - Type B

**Placement Test - Type B**

Date \_\_\_\_\_ Instructor \_\_\_\_\_ Name \_\_\_\_\_

**Part I Listening**

Listen to each dialog and answer the following question. (1-7)

1. What does the girl need?  
a. Red paint b. Blue paint c. Pink paint d. Purple paint

2. When is the conversation taking place?  
a. In the morning b. In the afternoon  
c. At night d. During lunch

3. What did the girl forget to bring?  
a. Her notebook b. Her pencil  
c. Her textbook d. Her backpack

4. Which word best describes the woman's feeling?  
a. Pleased b. Worried c. Surprised d. Sad

5. What is the girl asking the boy to do?  
a. To help her make invitation cards  
b. To come to her party  
c. To take her to a bakery  
d. To bring a present to the party

6. What time will the girl be at the theater?  
a. 2:00 b. 2:30 c. 3:00 d. 3:30

7. Where does the girl want to go?  
a. Clothing store b. Bookstore  
c. Cafe/bar d. Accessory store

Placement Test - Type B 3

## Test - Type C

**Placement Test - Type C**

Date \_\_\_\_\_ Instructor \_\_\_\_\_ Name \_\_\_\_\_

**Part I Listening**

Listen to each dialog and answer the following questions. (1-6)

1. What season are the speakers in?  
a. Spring  
b. Summer  
c. Fall  
d. Winter

2. Why did the boy's parents buy him pets?  
a. He got good grades.  
b. He loves animals.  
c. It was his birthday.  
d. It was Christmas Eve.

3. What are the speakers doing?  
a. They're clearing the river.  
b. They're catching fish.  
c. They're cooking a fish.  
d. They're swimming in the river.

4. Where are the speakers now?  
a. At a hotel  
b. On the street  
c. At the theater  
d. In a park

5. What is the boy looking for?  
a. A bank  
b. A post office  
c. A police station  
d. A shoe store

Placement Test - Type C 4



# Placement Test *Level Range*

❖ 점수결과에 따라 학습과정을 선정합니다.

Placement Test P-Phonics					
	Range	문항 번호	출제 영역	각 영역 틀린 갯수	학습과정
알파벳	Below 80	부록 #2~25	알파벳	5개 이상	CoCo Phonics 1
Part1~Part4	Below 60	Part2 - #6~10	자음(첫소리)	2개 ~5개	CoCo Phonics 1
	60~75	Part3 - #11~15	단모음	2개~5개	CoCo Phonics 3
	80	Part4 - #16~20	장모음 & Blends	3개~4개	CoCo Phonics 5
	85~ 90			2개	Super CoCo Phonics 1
	Over 95				

Thank you